

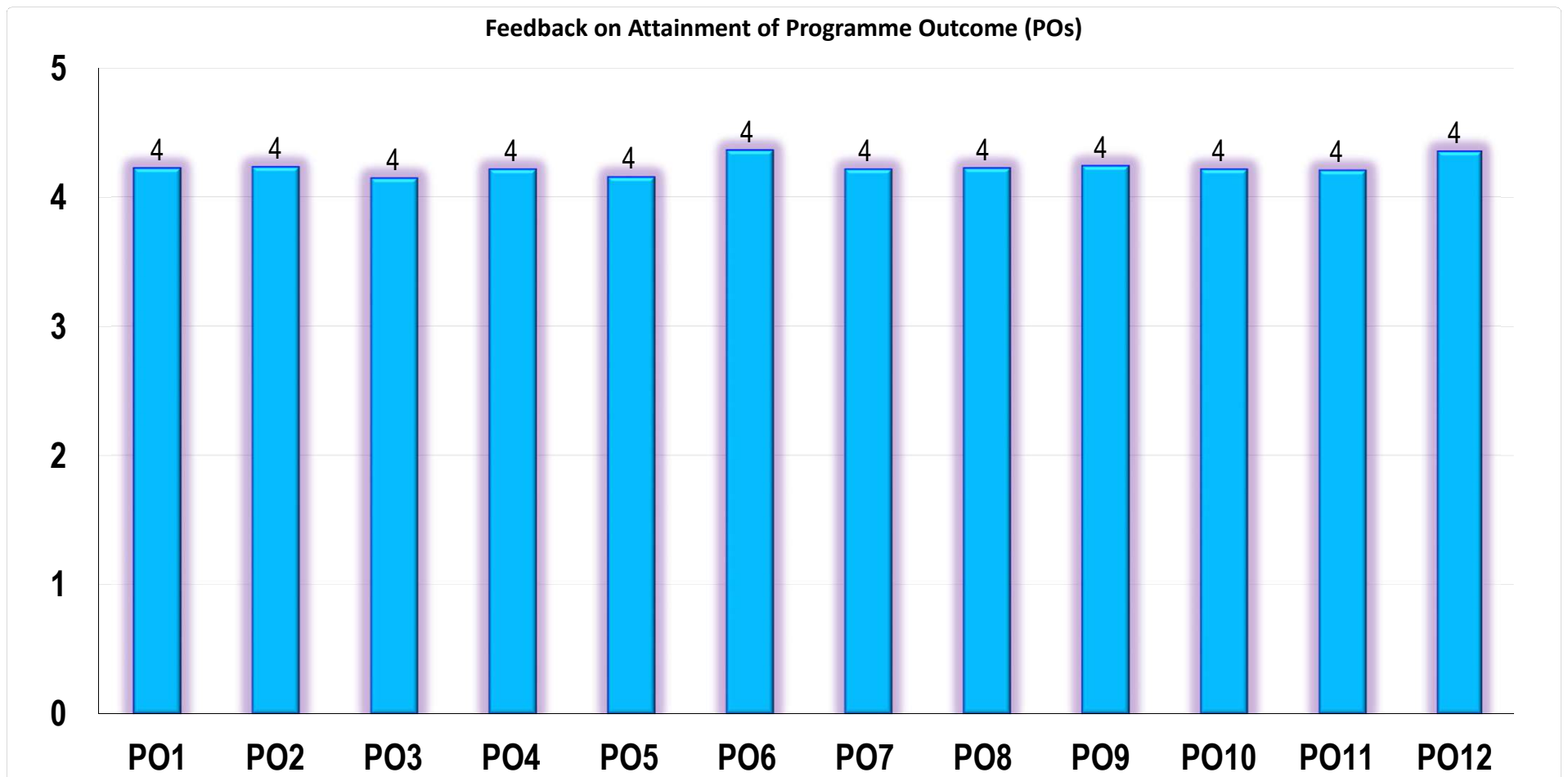


ANNA UNIVERSITY - UNIVERSITY DEPARTMENTS
EXIT SURVEY 2021-22 ON PROGRAMME OUTCOME AND STUDENT PROGRESSION - PROGRAMME WISE

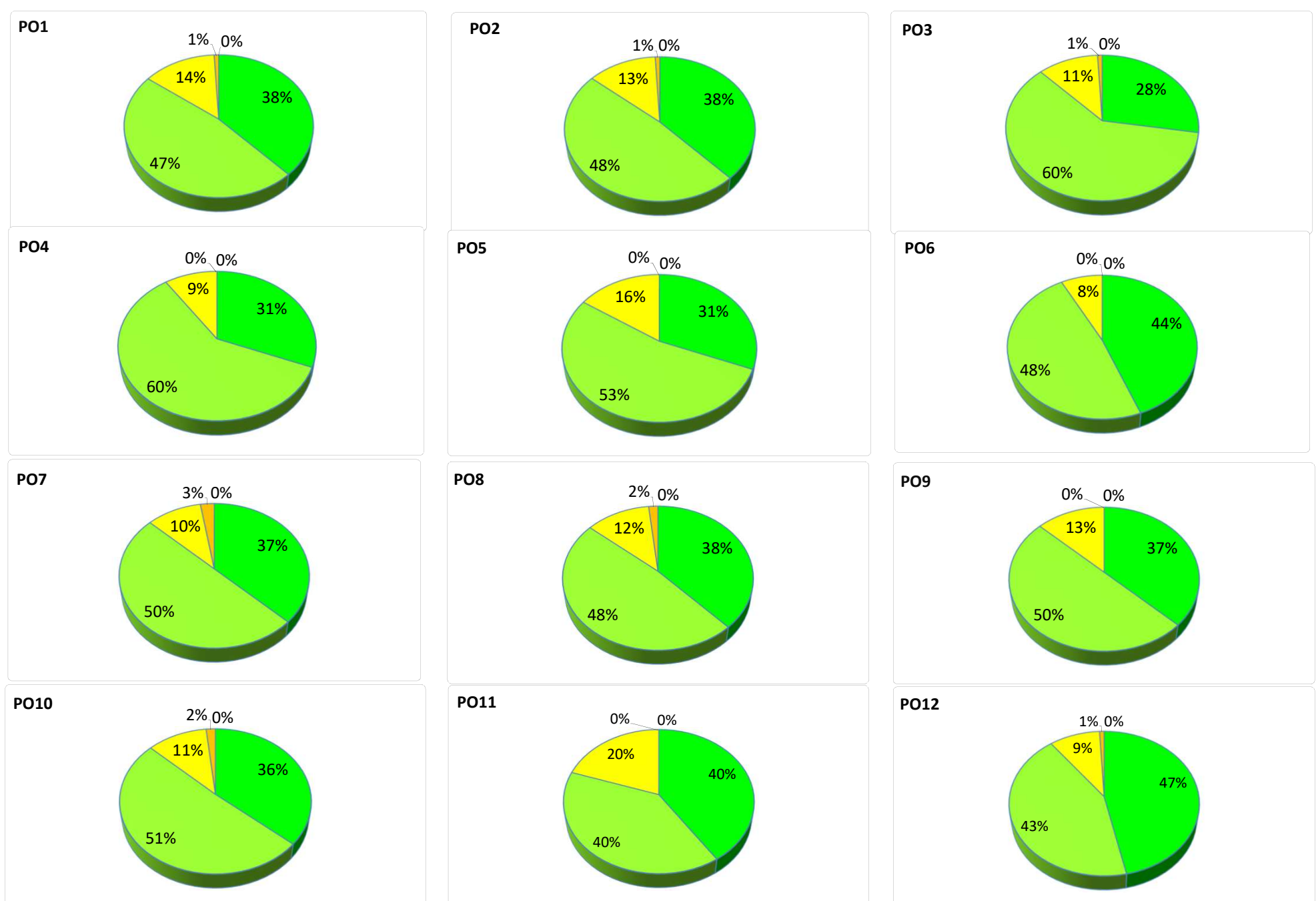
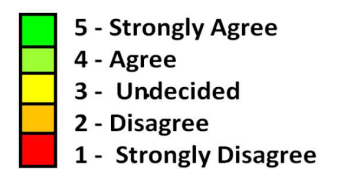
Name of the UD Campus :		Name of the Dept :		Name of the Programme :									
CEG Campus		DIST- DEPT OF INFORMATION SCIENCE AND TECHNOLOGY		B.Tech-Information Technology									
Student Details		PART 1 : Feedback on Attainment of Programme Outcome (POs)											
Name of the Student	Roll No	PO1	PO2	PO3	PO4	PO5	PO6	PO7	PO8	PO9	PO10	PO11	PO12
64	AU_CEG_DIST_STU_206	5	5	4	4	4	4	4	4	4	4	3	5
65	AU_CEG_DIST_STU_212	5	5	4	4	4	4	4	4	4	4	5	4
66	AU_CEG_DIST_STU_215	5	4	5	5	5	5	5	5	5	5	5	5
67	AU_CEG_DIST_STU_216	4	4	4	4	4	4	4	4	4	4	4	4
68	AU_CEG_DIST_STU_217	4	4	4	4	3	4	4	3	4	4	3	4
69	AU_CEG_DIST_STU_218	4	4	4	4	4	4	4	4	4	4	4	4
70	AU_CEG_DIST_STU_219	4	5	4	4	5	4	4	5	5	2	3	4
71	AU_CEG_DIST_STU_221	5	5	5	4	4	4	4	5	5	4	4	4
72	AU_CEG_DIST_STU_226	5	5	5	5	5	5	5	5	5	5	5	5
73	AU_CEG_DIST_STU_228	4	4	4	5	4	5	4	5	4	3	3	5
74	AU_CEG_DIST_STU_229	4	4	4	4	4	4	4	4	4	4	4	4
75	AU_CEG_DIST_STU_235	3	3	3	3	3	3	3	3	3	3	3	3
76	AU_CEG_DIST_STU_240	4	4	4	5	4	5	5	5	5	5	5	4
77	AU_CEG_DIST_STU_242	5	4	4	4	5	5	5	4	4	5	5	5
78	AU_CEG_DIST_STU_243	5	5	4	5	5	5	5	5	5	5	5	5
79	AU_CEG_DIST_STU_244	5	5	5	5	3	4	2	2	5	3	3	2
80	AU_CEG_DIST_STU_245	4	4	4	4	5	5	3	4	4	4	3	5
81	AU_CEG_DIST_STU_247	4	5	4	5	4	5	5	5	5	5	5	5
82	AU_CEG_DIST_STU_248	4	4	4	3	3	5	5	3	3	4	4	3
83	AU_CEG_DIST_STU_249	4	4	4	4	4	4	4	4	4	4	4	4
84	AU_CEG_DIST_STU_250	5	5	5	5	5	5	5	5	5	5	5	5
85	AU_CEG_DIST_STU_252	4	4	4	4	4	4	4	4	4	4	4	4
86	AU_CEG_DIST_STU_253	3	3	4	4	4	4	4	4	4	4	3	3
87	AU_CEG_DIST_STU_254	5	3	3	4	4	4	3	4	5	4	5	4
88	AU_CEG_DIST_STU_255	4	4	4	4	4	4	4	4	4	4	5	5
89	AU_CEG_DIST_STU_257	5	5	4	4	4	4	4	4	4	3	3	4
90	AU_CEG_DIST_STU_258	4	3	4	4	4	4	4	4	3	4	4	4
91	AU_CEG_DIST_STU_259	4	4	4	4	4	4	4	4	4	4	4	4
92	AU_CEG_DIST_STU_265	4	4	4	4	4	4	4	4	4	4	4	4
93	AU_CEG_DIST_STU_268	4	4	4	4	4	3	3	3	5	5	4	5
94	AU_CEG_DIST_STU_269	4	4	4	4	5	4	4	4	4	4	4	5
95	AU_CEG_DIST_STU_271	4	5	5	5	4	5	4	5	4	4	5	5
96	AU_CEG_DIST_STU_273	3	3	3	3	3	3	3	3	3	3	3	3
97	AU_CEG_DIST_STU_275	5	5	4	4	4	4	5	5	5	5	5	5
98	AU_CEG_DIST_STU_276	4	5	5	5	5	5	5	5	5	5	5	5
99	AU_CEG_DIST_STU_277	4	5	5	5	5	5	5	4	5	4	4	5
100	AU_CEG_DIST_STU_278	4	4	4	4	4	4	4	4	4	4	4	4
101	AU_CEG_DIST_STU_279	5	5	5	5	5	5	5	4	4	5	5	5
102	AU_CEG_DIST_STU_280	4	4	3	3	3	3	3	4	3	4	3	4
103	AU_CEG_DIST_STU_281	4	5	5	4	5	5	5	3	3	3	5	5
104	AU_CEG_DIST_STU_282	5	5	5	5	5	5	5	5	5	5	5	5
105	AU_CEG_DIST_STU_284	3	4	3	4	3	4	3	4	3	4	3	4
106	AU_CEG_DIST_STU_285	5	5	5	5	5	5	5	5	5	5	5	5
107	AU_CEG_DIST_STU_286	5	5	5	5	5	5	5	5	5	5	5	5
108	AU_CEG_DIST_STU_288	4	4	4	4	4	4	4	5	3	5	3	4
109	AU_CEG_DIST_STU_289	3	3	4	4	5	4	4	3	5	4	4	3
110	AU_CEG_DIST_STU_290	4	4	4	4	4	5	4	5	4	5	5	5
111	AU_CEG_DIST_STU_291	4	4	4	4	4	4	4	4	4	4	4	4
112	AU_CEG_DIST_STU_292	5	5	5	5	5	5	5	5	5	5	5	5
113	AU_CEG_DIST_STU_293	4	4	4	4	4	5	4	4	5	4	5	4
114	AU_CEG_DIST_STU_296	5	5	4	4	4	5	4	4	4	4	4	4
115	AU_CEG_DIST_STU_297	2	2	2	3	3	4	2	3	3	3	3	3
116	AU_CEG_DIST_STU_298	3	4	5	4	4	5	2	2	4	2	5	5
OVER ALL ATTAINMENT OF POs		4	4	4	4	4	4	4	4	4	4	4	4
FOR DEPT USE ONLY :													
....								HoD					



Feedback on Attainment of Programme Outcome (POs)



Distribution of Feedback on Attainment of Programme Outcome



FOR DEPT USE ONLY :

....

HoD